

Getting Ready

for

Kindergarten



2018 - 2019



Spring 2018

This is an exciting time for you and your child and the beginning of a partnership with the teachers and staff of Vancouver Public Schools.


We are committed to providing your kindergarten student with a quality education in a safe, nurturing environment. But to assure your child's success for the future, your help and guidance are essential.

This material has been prepared to help you better understand the kinds of skills your child will be learning this year.

There is a calendar of activities for you and your child to complete prior to the first day of school. It also offers guidelines that clarify the importance of your role in providing her or him with the best educational experience possible.

Welcome to Vancouver Public Schools. We look forward to working with you.











Schools	Principals	Telephone	Address
Anderson	Katie Arkoosh	313-1500	2215 N.E. 104 St. 98685
Chinook	Patrick Conners	313-1600	1900 N.W. Bliss Rd. 98685
Eisenhower	Jennifer Blechschmidt	313-1700	9201 N.W. Ninth Ave. 98665
Felida	Kris Janati	313-1750	2700 N.W. 119 St. 98685
Franklin	Woody Howard	313-1850	5206 Franklin St. 98663
Fruit Valley	Matt Fechter	313-1900	3301 Fruit Valley Rd. 98660
Harney	Lucy Estrada	313-2000	3212 E. Evergreen Blvd. 98661
Hazel Dell	Mychael Irwin	313-2050	511 N.E. Anderson Rd. 98665
Hough	Stephen Vance	313-2100	1900 Daniels St. 98660
King	Janell Ephraim	313-2200	4801 Idaho Street 98661
Lake Shore	Starlet Heitz	313-2250	9300 N.W. 21 Ave. 98665
Lincoln	Craig Homnick	313-2300	4200 Daniels St. 98660
Marshall	Bobbi Geenty	313-2400	6400 MacArthur Blvd. 98661
Minnehaha	Troy Winzer	313-2500	2800 N.E. 54 St. 98663
Ogden	April Whipple	313-2550	8100 N.E. 28 St. 98662
Roosevelt	Megan Vickery	313-2600	2921 Falk Rd. 98661
Sacajawea	Travis Bond	313-2750	700 N.E. 112 St. 98685
Salmon Creek	Heath Angelbeck	313-2800	1601 N.E. 129 St. 98685
Truman	Theresa David-Turner	313-2900	4505 N.E. 42 Ave. 98661
Walnut Grove	Esteban Delgadillo	313-3000	6103 N.E. 72 Ave. 98661
Washington	Kirsten Copeland	313-3050	2908 "S" Street 98663



June 2018

How high can
you count?

1 2
3 4
5 6
7 8
9

SUNDAY	MONDAY	TUESDAY	WEDNESDAY	THURSDAY	FRIDAY	SATURDAY
					1 Make sure you have registered your child for kindergarten.	2 Help your child learn their full name and write it.
3 Take a walk with your child. Look for objects that are square, triangle, round or rectangle. Make a list.	4 Sort a pile of toys into small and big piles. 	5 Help your child tell his/her phone number and address. 	6 Have your child count all the chairs in your house. 	7 Praise your child when you see him/her sharing toys or helping others.	8 <u>Work on counting together.</u> Hop on one foot ten times, counting aloud backwards-10, 9, 8, 7, 6, 5, 4, 3, 2, 1. <u>Forward and Back to 20.</u>	9 Clap six times, counting backwards - 6, 5, 4, 3, 2, 1.
10 Help your child learn parents' name.	11 Give your child some noodles, beads and string. Have them practice stringing them in a pattern. 	12 Help your child learn the names of basic colors. Make it fun. For example ask, "Is there something blue in this room?"	13 Read a story to your child each day and ask questions relating to the story.	14 Draw a square, a circle, and a triangle on a large piece of paper. 	15 Ask your child to name and copy each shape on a separate piece of paper.	16 Have your child estimate number of cookies in a box, candies in a jar.
17 Practice your alphabet letters and try writing them. ABCDEFGH abcdefgh	18 	19 Have your child make choices (for example, which socks to wear). Making choices builds independence and confidence.	20 	21 Encourage your child to pick up his or her toys after play.	22 Have your child find things that are larger than a peanut but smaller than an apple. Count each group.	23 Help your child do a project using scissors and glue.
24 Point out the title of books you read with your child and have your child identify title.	25 Encourage your child to dress himself or herself. 	26 Make sure your child gets a good night's sleep. (10-12 hours)	27 Put together a jigsaw puzzle with your child. 	28 Get a library card. Visit the library with your child.	29 Help your child find 5 purple things.	30 

Child Growth and Development

Kindergarten is a very important time in a child's early school experience. It starts them on a path that influences their subsequent learning and school success. For most children, kindergarten is the first step in a journey through the world of formal schooling. However, children who enter kindergarten in the twenty-first century are quite different from those who began schooling in previous years. They come from increasingly diverse racial, ethnic, cultural, social, economic and language backgrounds. They also differ in the kinds of educational experiences they have had prior to kindergarten.

There is no single measure that guarantees that a child is ready for kindergarten. In general, as your child nears his/her 5th birthday, he/she is ready to start school when it begins in the fall.

Parents wondering if their child is ready for kindergarten should consider a number of factors. Your child shows some signs of readiness if he or she:

- Uses language to express ideas and needs.
- Is curious and motivated to learn.
- Can follow simple instructions.
- Demonstrates self-control.
- Works puzzles, scribbles, colors, paints, cuts, pastes, and does other activities to help develop small muscle skills.
- Can identify some alphabet letters, especially those in his/her own name.
- Likes to show off his/her "reading" and "writing" attempts.
- Plays counting games and enjoys counting.
- Is learning to identify shapes and colors.



We look forward to seeing you!

July 2018

Do you know your alphabet?

ABCD

EFGH

IJKL











MNO

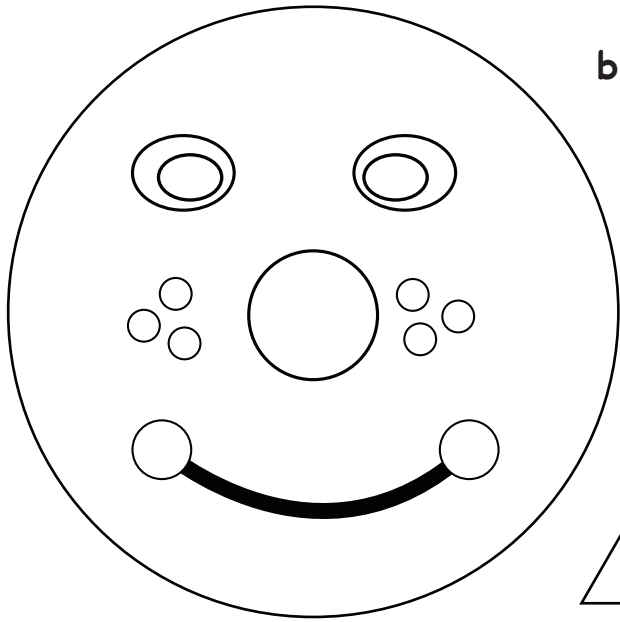
PQR

STU

VWX

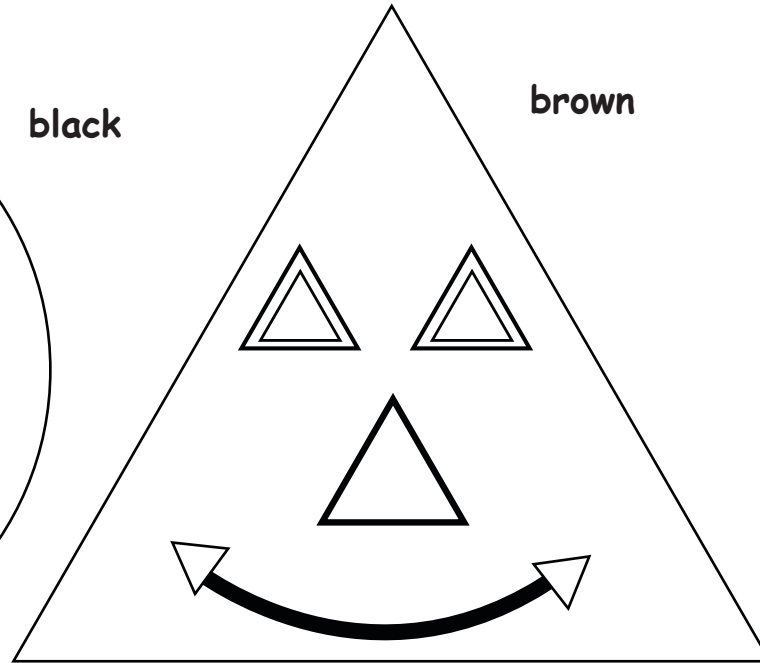
YZ

<p>1 Have your child draw a person made out of these shapes.</p> 	<p>2 Play "Follow the Leader" with your child. Skip, hop, jump, crawl and run. Change roles and let your child be the leader.</p>	<p>3 Have your child talk about his/her favorite holidays.</p>	<p>4 Independence Day</p> 	<p>5 Have your child find square things in your house. Make a list.</p> 	<p>6 Read a story and ask your child questions about the story.</p>	<p>7 Have your child draw a picture of himself/herself and tell about it.</p>
<p>8 Place a beanbag or another unbreakable object on your child's head, and have him/her walk across the room and back. Next place the beanbag on your child's shoulder, hip, etc.</p>	<p>9 Visit the school playground. Practice playing safely.</p>	<p>10 Visit the school playground. Practice playing safely.</p>	<p>11 Have your child practice tying his/her shoes.</p>	<p>12 Help your child count all the plates in your house.</p>	<p>13 Ask your child to find 5 oval things in your house.</p> 	<p>14 Play a game with your child and practice taking turns.</p>
<p>15 Help him/her understand that shapes can be small or large, long or short.</p>	<p>16 Read a story and ask your child questions about the story.</p>	<p>17 Help your child make a red-blue-red-blue pattern with their toys or crayons.</p>	<p>18 Have your child find 5 things in the house that are triangles.</p> 	<p>19 </p>	<p>20 Visit the library with your child and check out a book.</p>	<p>21 </p>
<p>22 Help your child practice the alphabet letters. ABCDEFGH abcdefgh</p>	<p>23 See how many words you and your child can name that rhyme with bug.</p>	<p>24 Practice playing catch and bouncing a ball with your child.</p>	<p>25 Help your child practice writing their name.</p>	<p>26 Explain that good manners help people get along with each other.</p>	<p>27 </p>	<p>28</p>
<p>29 </p>	<p>30 Give your child a simple task that involves matching, sorting, or counting objects (socks, towels, silverware, etc.)</p>	<p>31</p>	<p></p>			



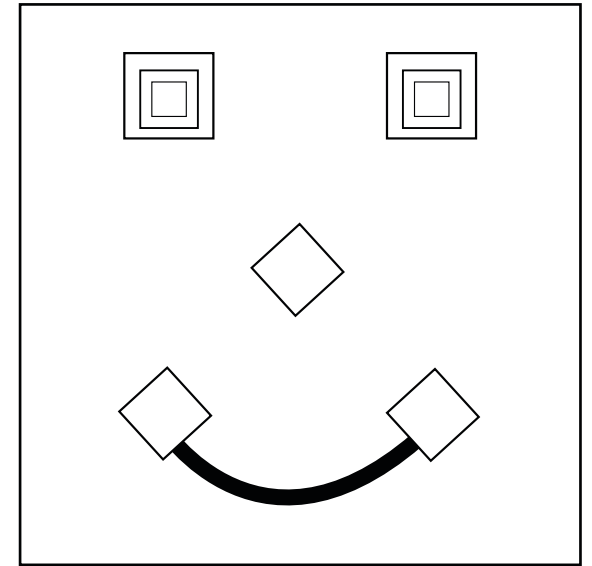
pink

black




brown

orange



green




yellow

Can you color these shape friends? Can you name all the colors you used?

red

blue



white

August

2018

Do you know your alphabet?

abcd

efgh








ijkl

mnop




qrst

vwxyz

yz

		1 Show your child the calendar. Tell him/her the days of the week, the names of the months. Mark important dates on the calendar.	2 Have your child tell you a story—write it down.	3 Have your child learn their address.	4 If your child will walk to school or to a bus stop, plan, and practice the safest route together.	5 Review traffic safety rules with your child.
6 How many letters of the alphabet can you write? ABCDEFHG	7 Have your child practice their alphabet letters. ABCDEFHG	8 Have your child label only pictures in a book.	9 While waiting in line, or driving in the car, play number games: one, two, buckle my shoe, etc.	10 Check your child's school supply list and buy supplies.	11 Have you paid your snack fee?	12 Have your child find 5 yellow things in your house.
13 	14 Make sure your child's shots are complete and recorded at school office.	15 Prepare emergency information to give to teacher and office.	16 	17 Read a book about school to your child. Discuss how he/she feels about starting school.	18 Have your child write the numbers from 1-10.	19 Establish and begin practicing a schedule with your child's bedtime and time to get up.
20 	21 Have your child practice writing his/her name.	22 Write down 5 things your child wants to learn in kindergarten. Take to the teacher first day of school.	23 	24 Pick a book with words and pictures that you've read before. Ask your child to tell the story in his or her own words.	25  Place ten or more shells, leaves, or buttons on a table. Ask your child to make an estimate of the number. Have him/her count to check.	26
27 	28 Visit the school — go by your child's room. Practice saying teacher's name.	29	30 	31		

Curriculum Areas

Science	Art	Physical Ed	Music	Activity Time
<p><u>Your child will learn...</u></p> <ul style="list-style-type: none"> to compare...how things grow, plants and animals to discover...the five senses: taste, smell, sight, touch, and hearing to respect...our environment and use energy wisely to identify...seasons and predict weather changes to understand...how to keep her or his body healthy to recognize...similarities and differences in shapes and colors <p><u>You can help your child by...</u></p> <ul style="list-style-type: none"> teaching your child about cause and effect having her or him help you plan healthy meals and snacks for the whole family involving your entire family in regular, fun exercise observing and talking about nature playing "Sink or Float" with your child by finding a number of small items. Predict with will sink, and which will float. Try each one and write down what you learn collecting items such as stones, leaves, buttons, or shells and sort by color, shape, size or any other characteristic your child selects 	<p><u>Your child will learn...</u></p> <ul style="list-style-type: none"> to use...her or his imagination and creativity to experience various mediums... fingerpainting, coloring, brush painting, chalk, sponge painting, cotton, fabric, glue, and scissors to show...pride in her or his work to express...her or his own ideas to work...cooperatively with children and adults to appreciate...the work of other children <p><u>You can help your child by...</u></p> <ul style="list-style-type: none"> experimenting with Play Dough, crayons, paints, paper and scissors to develop small muscles in the fingers and eye-hand coordination picking a place to display "masterpieces" at home asking your child to tell you all about his or her artistic creations 	<p><u>Your child will learn...</u></p> <ul style="list-style-type: none"> to develop...large muscle coordination to develop...movement skills to safely and correctly use... various equipment to follow...rules for games and skills to have fun with fitness! <p><u>You can help your child by...</u></p> <ul style="list-style-type: none"> planning activities that include walking, running, hopping, jumping and sliding playing catch with her or him with a large ball playing singing games and activities that involve moving to music practicing fastening clothes and shoes with snaps, buttons, zippers, and laces visiting parks, playgrounds and swimming pools playing games that encourage your child to move different body parts on command 	<p><u>Your child will learn...</u></p> <ul style="list-style-type: none"> to experience...a variety of musical instruments to recognize...patterns to move...to rhythms to enjoy...singing and moving to music to perform...for classmates and parents <p><u>You can help your child by...</u></p> <ul style="list-style-type: none"> singing songs together. Try humming or clapping to the music as well making up songs with your child. Take turns singing verses 	<p><u>Your child will learn...</u></p> <ul style="list-style-type: none"> to work cooperatively with others to share materials to communicate her or his ideas to others to wait patiently for her or his turn to make appropriate choices to develop imagination to gain confidence from accomplishing a task <p><u>You can help your child by...</u></p> <ul style="list-style-type: none"> talking about the day's activities at school displaying her or his work giving your child opportunities to make choices providing your child opportunities to complete tasks independently 

Curriculum Areas

Language Arts	Reading Readiness	Mathematics	Social Studies
<p style="text-align: center;"><u>Your child will learn...</u></p> <ul style="list-style-type: none"> • to listen...to stories, directions, and others • to discuss...different opinions, stories, and events • to ask...questions using words such as who, what, where, when, why, and how • to compare...stories, poems, characters, and experiences • to use new words...in describing many different kinds of experiences and feelings • to express...herself or himself using a combination of speaking, drawing, dictating, and writing • to write...her or his name, letters, words, sentences, and stories • to participate...in shared reading, writing, discussions, and research projects • to love books...by reading and visiting the library often <p style="text-align: center;"><u>You can help your child by...</u></p> <ul style="list-style-type: none"> • visiting the library often, and participating in story times and other activities there • singing songs and saying nursery rhymes together • playing with alphabet letters and helping your child to identify letter names and words that begin with the sound the letter makes • using new and different words to describe what you see, hear, and feel. Do this to help your child develop language skills • encouraging your child to write notes using scribble writing and pretend spelling • providing many new experiences to talk about • listening when your child talks to you • reading to your child every day • teaching your child to write his name with the first letter being a capital and the other letters being lower case 	<p style="text-align: center;"><u>Your child will learn...</u></p> <ul style="list-style-type: none"> • to identify...letter names and sounds • to see...similarities and differences in letters, colors, shapes, and sizes • to hear...similarities and differences in letter sounds and rhyming words • to blend...sounds together to make and read words • to read...common words (such as the, of, you, are, she, and my) • to retell...familiar stories using details from the story • to predict...what comes next in a story <p style="text-align: center;"><u>You can help your child by...</u></p> <ul style="list-style-type: none"> • reading to your child every day • giving your child many reading materials to explore and writing materials to use • asking your child questions about the story • asking your child to predict what comes next in the story • talking about the pictures in the book • encouraging your child to read signs and labels • taking your child to the library often 	<p style="text-align: center;"><u>Your child will learn...</u></p> <ul style="list-style-type: none"> • to identify...shapes • to count...objects 0 - 20 • to recognize...numerals 0 - 20 • to sort and classify...objects • to rote count...to 100 • to rote count...to 100 by tens • to write numbers...0 - 20 • to compare...two groups of objects and tell which one is greater, less, or equal • to quickly...add and subtract numbers up to 5 • to solve addition or subtraction word problems up to 10 by...investigating situations, asking questions, and constructing solutions <p style="text-align: center;"><u>You can help your child by...</u></p> <ul style="list-style-type: none"> • making a simple recipe together. Count and measure ingredients. Note how long it takes to complete your creation • using a calendar to plan special events. Count the days until an event happens 	<p style="text-align: center;"><u>Your child will learn...</u></p> <ul style="list-style-type: none"> • to respect self and others...by following school and bus rules • to practice...safety rules going to and from school • to state...first and last name and recognize how it helps in identifying an individual • to name...holidays that we observe that are important to our culture • to understand...differences and similarities among cultures • to celebrate...individual differences • to develop...cooperative relationships with classmates • to discover...how a community works <p style="text-align: center;"><u>You can help your child by...</u></p> <ul style="list-style-type: none"> • practicing taking turns and listening respectfully with your child by playing "I Wonder." For example, start with "I wonder what it would be like to be a bird." Ask your child to answer. Then take your turn answering. • encouraging your child to wait until your turn is finished if they want to say more • looking at family photos together, and talking about what makes your family special • practicing problem solving together by asking "What would you do if..." • introducing your child to many new experiences • talking to your child about new experiences • giving your child age appropriate responsibilities • teaching your child about your family heritage • enjoying holiday traditions as a family unit

What should I do if my child is ill?

If your child is going to be absent from school, please leave a message on our school's attendance line. State your child's name, the teacher's name, and the reason for the absence. Parents are expected to send a note to school when the child returns explaining the reason for the absence. Good patterns for future school success are set in kindergarten. **Coming to school every day, on time, that a child is healthy is as important in kindergarten as it is in other grades.**

When to keep your sick children home...


One of the problems most often confronting parents of school-age children occur when a child complains of not feeling well on a school day.

A decision must be made as to whether the child stays home or goes to school. What do you do? How do you make the right decisions? You don't want to keep a child home if they really are not sick, but you also don't want to send a sick child to school.

The following information is not intended as medical advice, but is merely designed to provide guidelines to be followed until your doctor can be contacted for an opinion.

Children usually should be kept at home if the following conditions are present (keeping in mind that the lack of a fever does not always indicate the lack of an illness):

- Fever over 100.0°
- Vomiting
- Frequent diarrhea
- Undiagnosed rash accompanied by a fever
- A communicable disease
- Head lice
- Persistent sore throat along with loss of voice and difficulty swallowing
- Severe headache, toothache, or ear pain
- Eyes that are painful, red and matted
- Stiff neck or headache with fever
- Abdominal pain with low grade fever



Common Questions

What shots must my child have before entering school? State law regarding immunizations requires that all children attending school be adequately immunized against DPT, polio, measles, rubella, mumps, and Hepatitis B.

Immunizations may be obtained from your private physician or from the Southwest Washington Health District clinic, 2000 Fort Vancouver Way. A nominal fee is charged at the health clinic.

How do I register my child for kindergarten? Children who reach their fifth birthday on or before August 31st are eligible for kindergarten in September. State law requires that proof of birth date and immunization must be presented at the time of registration. Proof of birth date may be verified from a birth certificate, hospital certificate, or baptismal certificate.

How will I know which bus my child will ride? When you register your child, the school office staff will help you find your child's bus stop on the bus map in the office. We suggest your child ride the bus the first day as children learn the routines most easily if they follow them right from the start. You may meet your child at school if you would like to walk him/her to the classroom.

What if my child seems anxious about coming to school? Separation is often harder on the parents than the child. It is not unusual for a child to become teary when separating from a parent in an unfamiliar situation. Remember that this is a new environment with new faces. A child is bound to feel a little uncomfortable. Adults often have similar experiences when put in a like situation. Be encouraging. Your smile, eyes and body language communicates a lot. If a child sense any type of apprehension on your part, this enhances his/her own feeling of uncertainty.

What must I do if I want to change my child's going home procedure? Parents who wish to pick up their child instead of having her or him ride the bus on a given day, must send a signed note to the kindergarten teacher. If the teacher does not receive a signed note, the child will go home as usual. This eliminates the confusion that can occur when a child thinks that mom or dad is going to pick her or him up on a day when this is not scheduled to happen. Children may not get off at a stop other than their designated stop without a signed note. Only the registered guardian of a child or the emergency contact may pick up your child.

How will I know what my child is studying? Your child's kindergarten teacher will send out a regular parent communication that tells about units of study, upcoming events, and materials needed from home.

How will I know how my child is progressing? Your child's teacher will prepare a progress report to be sent home at regular intervals throughout the school year. Parent conferences are scheduled in the fall and as needed thereafter. Open communication between home and school is vital to the success of your child.

Is my child safe at school? Every precaution is taken to assure the safety of all students. Each school has a Student Management Handbook that describes the behavior expectations for all students while at school and on the bus as well as personal safety guidelines for walking to and from school. Visitors are expected to check in at the office upon entering the building to receive a visitor's badge.

If I have any questions, whom do I ask? Our entire school staff is eager for your child to have a positive school experience. Your child's teacher, bus driver, and the school office staff are only a phone call away from parents who have questions or concerns.

How can I help in the classroom? You have many opportunities to be involved in your child's education. In addition to providing support with academics at home, you can volunteer in the classroom, through the PTSA, in our Health Room or in our library.

Do I need to label belongings? Yes! Please label all of your child's personal belongings including coats and backpacks.

What supplies should I send with my child? Contact your child's school for the supplies he/she might need to start school.

Checkoff List

Before School Starts

- ✓ Register your child before the first day of school.
- ✓ Complete required immunizations as early as possible and take verification to school office.
- ✓ Your child should know:
 - first and last name and parent names
 - address
 - phone number
- ✓ Make sure emergency phone numbers and contacts are updated and on file prior to first day.
- ✓ Develop an alternate plan with your child if you are not able to pick him/her up or you are not home. Make sure each teacher has that information.
- ✓ If your child will be walking to school:
 - choose the safest route
 - walk it several times together
 - teach your child about safety: crosswalks, driveways, sidewalks and what to do if approached by someone he/she does not know
- ✓ Label necessary supplies and clothing: coats, hats, sweaters, etc.
- ✓ Practice getting up and getting ready for school. Time the process. How much time does your child need?
- ✓ If your child has special needs or requires special learning assistance such as vision, hearing, or medical assistance, notify your child's teacher.

After School Starts

- ✓ Keep informed about your child's learning and school activities.
- ✓ Attend Curriculum Night.
- ✓ Participate in Parent Conferences.
- ✓ Contact your child's teacher or the principal if you have concerns or questions.
- ✓ Talk to your child about what he/she is learning at school.
- ✓ Read to your child every day. Reading and writing with your child will add to his/her success.
- ✓ Make sure your child gets a good night rest. Kindergarten children usually need 10-12 hours each night.
- ✓ Make sure your child is well nourished and has a variety of healthy foods each day.
- ✓ Make sure your child is dressed appropriate for the weather. Send your child dressed for outdoor play.
- ✓ If your child is ill, keep your child home and notify the school office of your child's absence.
- ✓ Make sure telephone numbers and emergency contacts are up-to-date.
- ✓ Maintain a strong partnership between home and school.